

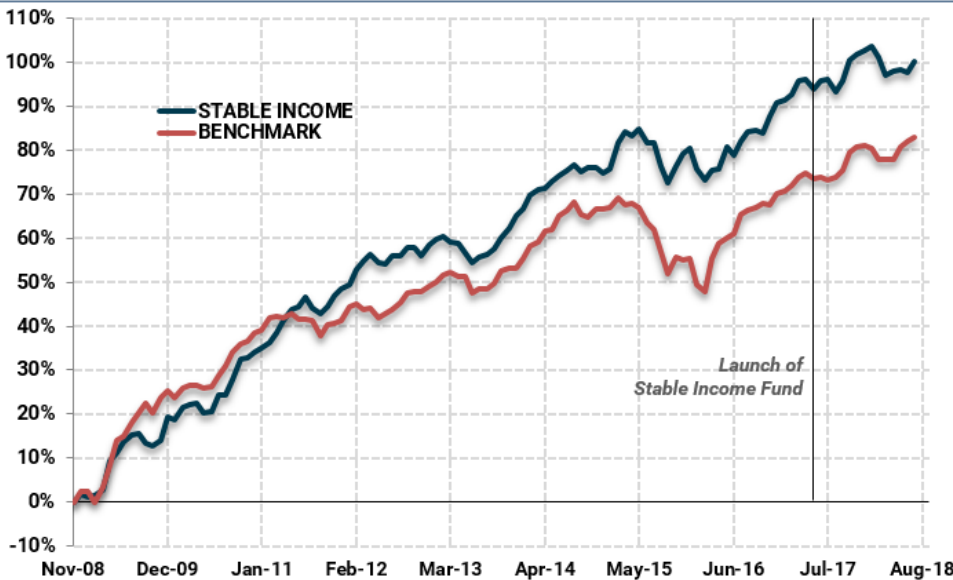


FUND OVERVIEW

Aventine Stable Income ("ASI") Fund is an actively managed, low volatility income portfolio comprised of bonds, preferred shares and high quality equities. The primary goal of the Fund is to provide investors with a high tax effective income stream while generating consistently positive investment returns.

The Fund has the ability to invest in income oriented securities at any level of an issuer's capital structure and expects to invest a portion of its capital in income producing assets, sectors or products. The Fund seeks to preserve capital and mitigate volatility through various portfolio controls and hedging techniques.

TOTAL RETURN ON INVESTMENT (net of fees) SINCE INCEPTION



FUND DETAILS

Fund Inception	13 January 2017
Fund Codes	AMG600 (A) AMG601 (F)
Minimum Purchase	\$250,000
Management Fee	2.0% (A) 1.0% (F)
Performance Fee	10%, Hurdle of 5%, Annual
Liquidity	Weekly
RSP Eligible	Yes

PERFORMANCE HIGHLIGHTS

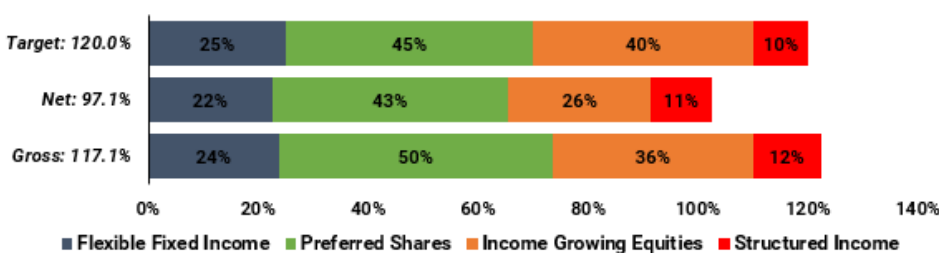
	ASI Fund	Benchmark
Return Since Inception ¹	7.4%	6.4%
Annualized Volatility	5.0%	5.2%
Best 12-Month Return	+19.9	+25.8%
Worst 12-Month Return	-4.8%	-12.5%
Sharpe Ratio	1.33	1.10

HISTORICAL RETURNS (net of fees)

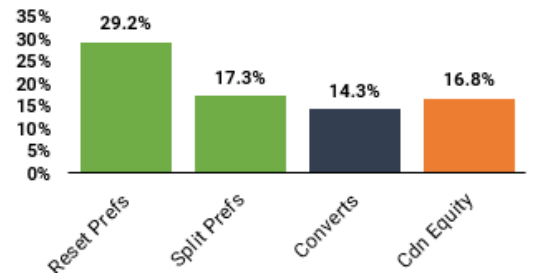
	ASI Fund	Benchmark
1 MONTH	1.2%	0.4%
3 MONTH	1.1%	2.7%
6 MONTH	-1.7%	1.3%
1 YEAR	2.0%	5.6%
3 YEAR	3.3%	4.2%
5 YEAR	5.1%	4.2%
INCEPTION	7.4%	6.4%

FUND ALLOCATION & EXPOSURE BY STRATEGY

Fund Strategy Allocation and Exposure



Top Asset Class Weights



INCOME PROFILE

MONTHLY DISTRIBUTION	DISTRIBUTION YIELD	DISTRIBUTIONS PAID LAST 12 MONTHS
\$0.40/UNIT	4.95%	\$7.81/UNIT

Contact Information:
Shannon Veitch 416-847-1767 x510
info@aventine.ca

www.aventine.ca

IMPORTANT: The Aventine Stable Income Fund ("ASIF") was launched on January 13, 2017. Performance shown prior to this date is for the Aventine Stable Income Composite which includes all fee paying discretionary investment portfolios managed by Aventine within an "income" strategic asset allocation range. The composite is an equally-weighted index of underlying portfolios with a minimum asset level for inclusion of \$1,000,000. For more information on the composite contact Aventine Management. All performance and statistics are presented net of fees and expenses. Annualized. The Fund's benchmark is a blended benchmark comprised of equal weights in the Canadian Universe Bond TR Index, the TSX Preferred Share TR Index and the TSX Composite TR Index. Additional information is available at www.aventine.ca. Past performance may not be a reliable indicator of future returns. ASIF is distributed by Offering Memorandum to qualified investors in certain Canadian jurisdictions. Please contact your advisor or Aventine for more information.